

CL1316

16-Port PS/2-USB VGA Single Rail LCD KVM Switch



One LCD KVM. 256 Computers. Complete Control.

8/16-Port PS/2-USB VGA Single Rail LCD KVM Switch



With limited server room space and rising maintenance costs, network administrators are now more than ever looking for solutions that reduce both costs and space requirements. ATEN LCD KVM Switches offer a space saving, streamlined approach to KVM switching technology by integrating an LCD panel, full keyboard, and touchpad into a 1U rack-mountable sliding housing.

The CL1316 LCD KVM Switch features an integrated 19" LED-backlit LCD panel allowing access and control with up to 16 computers from a single console (keyboard, mouse, and monitor). As many as 16 additional switches can be cascaded bringing the total number of connected computers to 256 computers that can be controlled from a single keyboard-monitor-mouse console.

Setup is fast and easy; plugging cables into their appropriate ports is all that is needed. The switch supports both USB and PS/2 connections for the computers. The CL1316 intercepts keyboard input directly, thus eliminating the need for any software configuration. Switching between computers can be easily accomplished either by manually pressing the front panel push button port LEDs,

entering hotkey combinations from the keyboard, or via a menu driven multilingual on-screen display (OSD) system.

Note: Optional rack mount kits are available. For more information, refer to Compatible Accessories below.







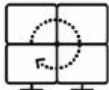


LCD KVM Consoles and Switches

Space-optimizing KVM solutions for server rooms

LCD KVM Consoles and Switches are space-optimizing KVM solutions for server rooms and are specifically designed for short rack applications, including limited-space telecoms, broadcasting, and surveillance server rooms.

The benefits of using LCD KVM consoles and switches in your server room or other rack applications are varied, and include:

	All-in-One Design	The LCD panel, keyboard, and touchpad are integrated into a 1U rack-mountable sliding housing
	Control Attached Servers Directly	Easily and conveniently control servers through LCD KVMs
	Multiplatform Support	LCD KVMs support PC*, Mac and Sun
	Supports Popular Video Interfaces	LCD KVM switches can connect to DP**, HDMI, DVI, and VGA
	LED Illumination	Exclusive LED illumination lights up the keyboard and touchpad for better visibility in low-light conditions
	Easy Installation	Optional Single-Person Easy Installation Rack Mount Kits are also available
	Multi-View Display	Controls up to four video sources on one screen with display modes including Quad View, Picture in Picture (PiP), Picture by Picture (PbP), and Picture on Picture (PoP)

The Types of LCD KVM Solutions

Front View	
LCD KVM Console	LCD KVM Switch
Rear View	
Connects to a KVM Switch or 1 server directly	Connects to 4/8/16 servers directly

LCD KVM Switch/Console – Model Selection Guide

Multi-Interfaces HDMI/DVI/VGA			KL1508AM* KL1508AN*	KL1516AM* KL1516AN*	Panel resolution ● 1280x1024 ● 1366x768 ● 1920x1080 LCD Panel -M: 17" -MW: 17.3" wide-screen -N: 19" -NW: 18.5" wide-screen Features *Dual Rail #Ultra Short Depth
	● CL3800NW*# CL3800NX*# ● CL6700MW CL6700N				
	● CL3700NW#	● CL3884NW*			
			● CL6708MW		
	CL1000M CL1000N CL3000N ● CL3100NX# CL5800N*		● CL3108NX CL1308N CL5808N* CL5708M ● CL5708MW CL5708N	● CL3116NX CL1316N CL5816N* CL5716M ● CL5716MW CL5716N	
	1-Port	4-Port	8-Port	16-Port	

Buy from Your Favorite Store

Australia :



Features

- Exclusive LED illumination light - designed by ATEN to illuminate the keyboard and touchpad to allow visibility in low-light conditions
- A single console controls up to 256 computers by cascade to 2 levels and connect up to 16 switches.
- Integrated KVM console with 19" LED-backlit LCD panel
- Dual Interface – supports computers with PS/2 or USB keyboards and mice
- Multiplatform support – Windows 2000/XP/Vista, Linux, Mac, and Sun
- Supports USB keyboards for PC, Mac and Sun
- Auto PS/2 and USB interface detection
- USB or PS/2 keyboard and mouse emulation – computers boot even when the console focus is elsewhere
- Superior video quality – up to 1280 x 1024 @ 75 Hz; DDC2B
- Convenient computer switching via front panel push buttons, hotkeys, or multilingual on-screen display (OSD) menu
- Two level password security - only authorized users view and control computers; up to four users and an administrator with a separate profile for each
- Auto Scan feature for monitoring user-selected computers
- Broadcast mode – operations simultaneously performed on all selected computers
- Hot pluggable – add or remove computers without having to power down the switch
- Buzzer on/off via hotkey and OSD
- Rack mountable
- Optional rack mount kits available including easy installation options
- Keyboard Language support: English(US); English(UK); French, German, German(Swiss), Greek, Hungarian, Italian, Japanese, Korean, Russian, Spanish, Swedish, Traditional Chinese and Turkish.

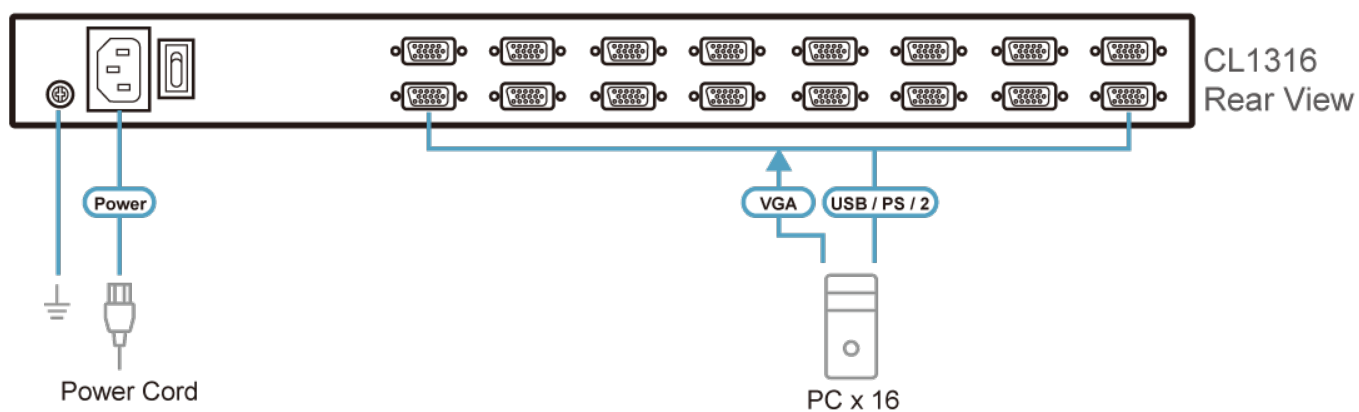
[More information about "Easy Rack Mounting"...](#)

Specifications

Function	CL1316N
Computer Connections	
Direct	16
Maximum	256 (via Cascade)
Port Selection	OSD, Hotkey, Pushbutton
Connectors	
KVM Ports	16 x SPHD Female (Yellow)
Firmware Upgrade	1 x RJ-11 Female
Power	1 x IEC 60320/C14
Switches	
Port Selection	16 x Pushbutton
Reset	1 x Semi-recessed Pushbutton
Firmware Upgrade	1 x Slide Switch
Power	1 x Rocker Switch
LCD Control	4 x Pushbutton
LCD Power	1 x LED Pushbutton
LEDs	
Online	16 (Orange)

Selected	16 (Green)
Power	1 (Dark Green) 1 (Orange)
Lock	1 x Num Lock (Green) 1 x Caps Lock (Green) 1 x Scroll Lock (Green)
LED Illumination Light	1 x LED Illumination Light
Panel Spec	
LCD Module	19" TFT-LCD
Resolution	1280 × 1024 @ 75 Hz
Response time	5 ms
Viewing Angle	170° (H), 160° (V)
Pixel Pitch	0.294 mm x 0.294 mm
Support Color	16.77M colors
Contrast Ratio	1000:1
Luminance	250 cd/m²
Video	
Input Video Resolution	up to 1920 × 1200 @ 60 Hz; 1280 × 1024 @ 75 Hz, DDC2B
Scan Interval	1 – 255 seconds
Emulation	
Keyboard / Mouse	PS/2, USB
Maximum Input Power Rating	100-240 V AC; 50-60 Hz; 1A
Power Consumption	AC110V:25.9W:121BTU/h AC220V:26.1W:122BTU/h Note: ● The measurement in Watts indicates the typical power consumption of the device with no external loading. ● The measurement in BTU/h indicates the power consumption of the device when it is fully loaded.
Environmental	
Operating Temperature	0-50°C
Storage Temperature	-20-60°C
Humidity	0 - 80% RH, Non-condensing
Physical Properties	
Housing	Metal + Plastic
Rail Type	Single Rail
Weight	12.77 kg (28.13 lb)
Dimensions (L x W x H)	48.30 x 68.92 x 4.40 cm (19.02 x 27.13 x 1.73 in.)
Note	For some of rack mount products, please note that the standard physical dimensions of WxDxH are expressed using a LxWxH format.

Diagram



ATEN International Co., Ltd.

3F., No.125, Sec. 2, Datong Rd., Sijhih District., New Taipei City 221, Taiwan
 Phone: 886-2-8692-6789 Fax: 886-2-8692-6767
 www.aten.com E-mail: marketing@aten.com



© Copyright 2015 ATEN® International Co., Ltd.
 ATEN and the ATEN logo are trademarks of ATEN International Co., Ltd.
 All rights reserved. All other trademarks are the property of their respective owners.