

CL1000

Single Rail LCD Console (PS/2-USB, VGA)



The CL1000 is a LCD KVM console that serves as the front-end for standard KVM switches. The CL1000 features an integrated 17" or 19" LED-backlit LCD panel, full keyboard, and touchpad in a 1U, rack-mountable, Slideaway™ housing.

Users who already have a switch can take advantage of the space saving and efficiency benefits of the CL1000 LCD KVM console without the unnecessary expense of having to purchase a KVM switch. This model provides convenient 'at the rack' console access to KVM switches already installed at your site.

Note: Optional rack mount kits are available. For more information, refer to Compatible Accessories below.


CL1000M: 17" LCD

[See Customer Reviews](#)



Customer reviews

Reviews of ATEN CL1000M - KVM console - rack-mountable - TFT - 17" - 1280 x 1024 - VGA - 1U

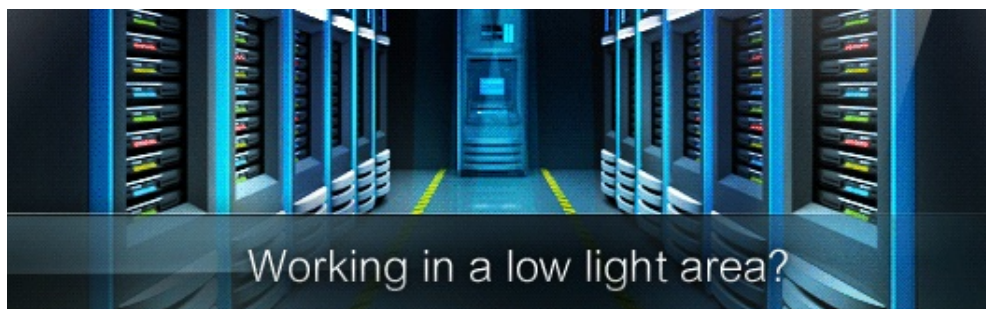


8.0
out of 10

Safety	8.0
Quality	8.0
Value for money	8.0
Overall rating	8.0

[Show more score details](#)

Watch Video



Features

- Exclusive LED illumination light - designed by ATEN to illuminate the keyboard and touchpad to allow visibility in low-light conditions
- Integrated KVM console with 17" or 19" LED-backlit LCD monitor – in a sliding housing with top and bottom clearance for smooth operation in a 1U high system rack*
- LCD module rotates up to 120 degrees for a more comfortable viewing angle
- Slideaway™ housing is less than 1U – with top and bottom clearance for smooth operation in a 1U high system rack
- Compatible with PS/2 or USB KVM switches when they are connected using custom KVM cables or converters ¹
- Internal power supply
- Adjustable depth to fit within a rack
- High video resolution:
 - Supports input video resolutions up to 1920 x 1200 @ 60 Hz; and up to 1280 x 1024 @ 75 Hz with the built-in LCD screen
 - Supports DDC, DDC2, DDC2B
 - DDC emulation of the LCD monitor–Video settings of attached computers are automatically adjusted for optimal output to the LCD monitor
- Optional rack mount kits available including easy installation options²

Note:

1. For more information, refer to Compatible Cables below.

2. Contact your ATEN dealer for product information.

* Compatible rack mounting kit:

CL1000M: [2X-010G](#), [2K-0003](#), [2K-0004](#)

CL1000N: [2X-023G](#), [2K-0003](#), [2K-0004](#)

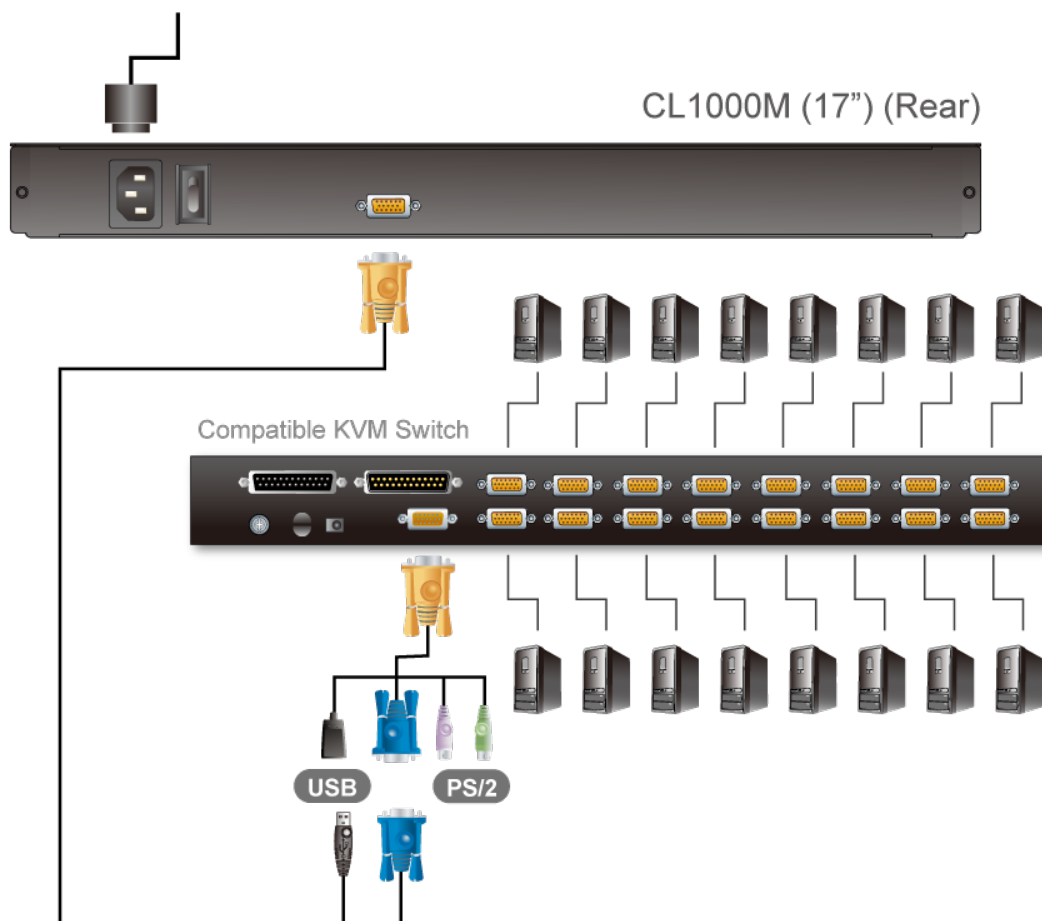
[More information about "Easy Rack Mounting"...](#)

Specification

Function	CL1000M	CL1000N
Computer Connections		
Direct	1	1
Connectors		
KVM Ports	1 x SPHD Female (Yellow)	1 x SPHD Female (Yellow)
Power	1 x IEC 60320/C14	1 x IEC 60320/C14
Switches		
Reset	1 x Semi-recessed Pushbutton	1 x Semi-recessed Pushbutton
Power	1 x Rocker Switch	N/A
LCD Control	4 x Pushbutton	4 x Pushbutton
LCD Power	N/A	1 x LED Pushbutton
LEDs		
Power	1 x KVM Console (Dark Green) 1 x LCD (Orange)	1 x KVM Console (Dark Green) 1 x LCD (Orange)
Lock	1 x Num Lock (Green) 1 x Caps Lock (Green) 1 x Scroll Lock (Green)	1 x Num Lock (Green) 1 x Caps Lock (Green) 1 x Scroll Lock (Green)
LED Illumination Light	1 x LED Illumination Light	1 x LED Illumination Light
Panel Spec		
LCD Module	17" TFT-LCD	19" TFT-LCD
Resolution	1280 x 1024 @ 75 Hz	1280 x 1024 @ 75 Hz
Response time	5 ms	5 ms
Viewing Angle	170° (H), 160° (V)	170° (H), 160° (V)
Pixel Pitch	0.264 mm x 0.264 mm	0.294 mm x 0.294 mm
Support Color	16.7M colors	16.7M colors
Contrast Ratio	1000:1	1000:1
Luminance	250 cd/m ²	250 cd/m ²
Video		
Input Video Resolution	up to 1920 x 1200 @ 60Hz; 1280 x 1024 @ 75 Hz, DDC2B	up to 1920 x 1200 @ 60Hz; 1280 x 1024 @ 75 Hz, DDC2B
Emulation		

Keyboard / Mouse	PS/2, USB(via 2L-520xUP cables)	PS/2, USB(via 2L-520xUP cables)
Maximum Input Power Rating	100-240 VAC; 50-60 Hz; 1A	100-240 VAC; 50-60 Hz; 1A
Power Consumption	AC110V:19.6W:92BTU AC220V:21.3W:100BTU	AC110V:29.2W:137BTU AC220V:29.3W:137BTU
Environmental		
Operating Temperature	0-50°C	0-50°C
Storage Temperature	-20-60°C	-20-60°C
Humidity	0-80% RH, Non-condensing	0-80% RH, Non-condensing
Physical Properties		
Housing	Metal+Plastic	Metal+Plastic
Rail Type	Single Rail	Single Rail
Weight	12.02 kg (26.48 lb)	11.06 kg (24.36 lb)
Dimensions (L x W x H)	48.00 x 53.83 x 4.40 cm (18.9 x 21.19 x 1.73 in.)	48.30 x 58.52 x 4.40 cm (19.02 x 23.04 x 1.73 in.)
Note	For some of rack mount products, please note that the standard physical dimensions of WxDxH are expressed using a LxWxH format.	

Diagram



ATEN International Co., Ltd.

3F., No.125, Sec. 2, Datong Rd., Sijhih District., New Taipei City 221, Taiwan
 Phone: 886-2-8692-6789 Fax: 886-2-8692-6767
 www.aten.com E-mail: marketing@aten.com



© Copyright 2015 ATEN® International Co., Ltd.
 ATEN and the ATEN logo are trademarks of ATEN International Co., Ltd.
 All rights reserved. All other trademarks are the property of their respective owners.