

VK211

RS-232/Contact to USB Keyboard Converter



Boost Productivity with Keyboard Emulation

USB KEYBOARD

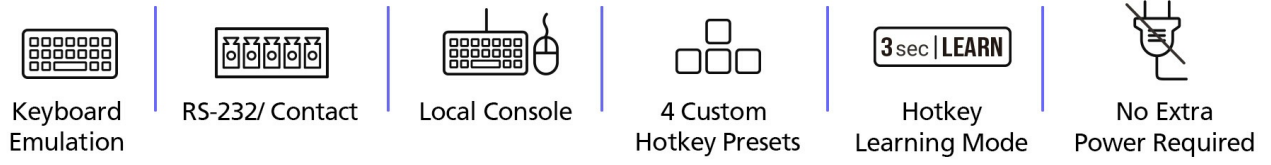


CONTACT-IN
RS-232

VK211

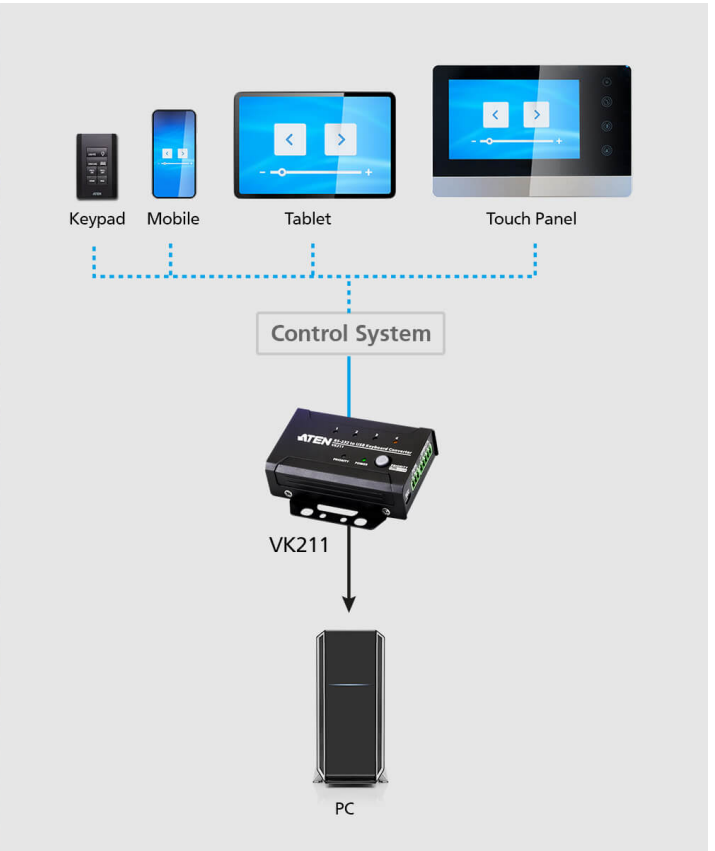
RS-232/Contact to USB Keyboard Converter

The VK211 boosts operational efficiency by enabling management of PC-based devices or KVM switches in production line automation, online meetings, and computer setup through RS-232/Contact-In. This RS-232/Contact-In to USB keyboard converter translates RS-232 commands into a full range of USB keyboard signals, enabling control of PC-based devices or KVM switches, which allows repetitive tasks to be replicated across multiple PCs or devices simultaneously, thereby simplifying operations in time-consuming workflows.



Control PC-Based Devices/KVM Switches through Multiple Interfaces

The VK211 enables users to control PC-based devices or KVM switches using pushbuttons, keypads, touch panels, tablets or controllers ([ATEN Control System](#) or 3rd-Party Controller) via Contact-In and RS-232 connections.



Swift Hotkey Setup via Learning Mode

Up to 4 hotkey presets can be quickly and easily configured using Learning Mode, allowing operators to capture hotkey commands directly from the local console.



Priority Button as Emergency Measure

In case of any contingency, the Priority button can be pressed to halt the automation workflow, allowing the local operator to take control of the device on-site for maintenance or troubleshooting to prevent further errors.



Local Console for Immediate On-Site Access

The VK211 supports connecting a keyboard and mouse to serve as a local console for convenient access to on-site devices, eliminating the need to extend keyboard and mouse connections from the PC.



Applications

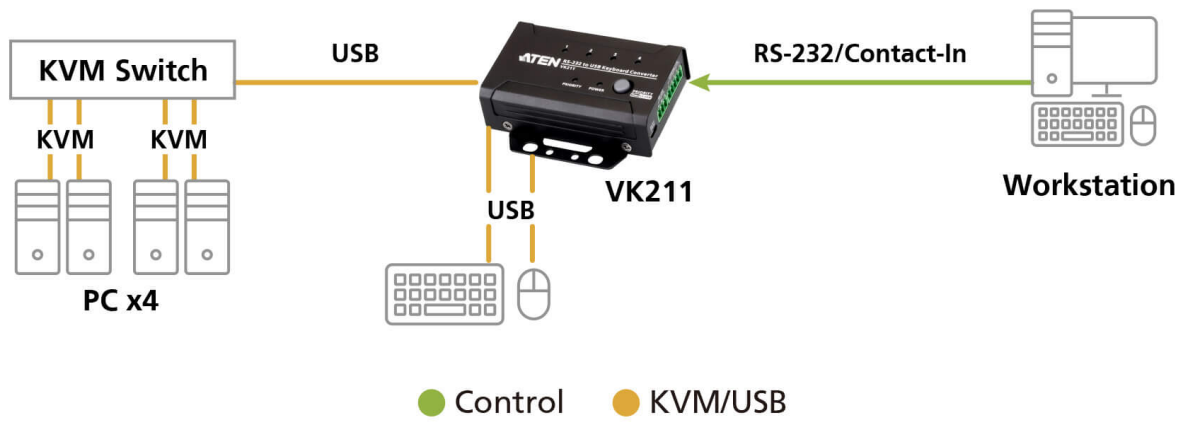
Automated Equipment Test

The VK211 enables the automation of repetitive tasks, ensuring consistent, accurate and faster testing, especially for multiple units or repeated tests.



Computer Preparation

The VK211 streamlines computer preparation, allowing IT personnel to configure and ready multiple computers with simple operation, making them quickly available for the next user.



Online Conference

The VK211 launches online conference software such as Teams, and prepares the in-room computer, speaker, microphone, and camera, allowing you to start online meetings immediately.

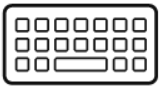


Talk to Our Experts

If you prefer to have ATEN contact you, please complete the form and a representative will be in touch with you shortly

▼

▼



Keyboard Emulation



RS-232/Contact



Local Console



4 Custom Hotkey Presets



Hotkey Learning Mode



No Extra Power Required

Features

VK211 converts RS-232 commands to full-range USB keyboard signals for remote control over PC-based devices/KVM Switches, broadening [ATEN Control System](#)/3rd party controller applications. Besides, VK211 can recall the stored key codes and store up to 4 preset actions triggered via Contact In signals. The Learn function captures USB keyboard signals by pressing certain key combinations to ease the setup procedure and configurations.

A priority control push button is easy to spot on the panel for local operators to manage remote access, ensure operational accuracy, and handle emergencies. LEDs are built in to indicate the status of digital input signals, priority control, and power at a glance.

With the capabilities of emulating USB keyboard signals, the VK211 is perfect to provide RS-232 / Contact In interfaces for KVMs or any PC-based devices without remote control functionalities. Its compact size and non-power source design are suitable for applications such as factory production lines, control rooms, or any facility that requires automation with control system and remote secure operation without installing any software.

- Converts RS-232 commands to full-range USB keyboard signals for remote control over PC-based devices/KVM Switches
- Recalls the stored key codes and allows storage of up to 4 preset actions triggered via Contact In signals
- Local USB console ports for keyboard / mouse connection
- On-panel priority control push button for local operators to manage remote access in case of emergencies
- LEDs indicate the status of digital input signals, priority control, and power at a glance
- No extra power required by utilizing the connection with USB devices
- Learn mode eases the setup procedure and configurations
- Compatible with ATEN KVMs*

Note: Please click [here](#) to see the supported ATEN KVM models

Specifications

Connectors	
Console Ports	2 x USB Type A Female
Device Ports	1 x USB Type B Female
RS-232	1 x Bi-directional RS-232 port (1 x 3-Pole Terminal Block) Baud Rate: 19200 Data Bit: 8 Stop Bit: 1 Parity: None
Contact In	4 x Contact Closure Input ports (1 x 5-Pole Terminal Block) Approx. 3V when open; pulled to ~0 V when closed
Power (Optional)	1 x USB Micro B Female
Priority Button	1 x Pushbutton Toggle switch for remote control. Press and hold for 3 seconds to enter learning mode
LEDs	
Contact In	4 (Green)
Power	1 (Green)
Priority	1 (Orange)
Power Consumption	DC5V:0.69W:7BTU/h Note: <ul style="list-style-type: none">● The measurement in Watts indicates the typical power consumption of the device with no external loading.● The measurement in BTU/h indicates the power consumption of the device when it is fully loaded.
Environmental	
Operating Temperature	0-50°C
Storage Temperature	-20-60°C
Humidity	0-80% RH, Non-condensing
Physical Properties	
Housing	Metal
Weight	0.15 kg (0.33 lb)
Dimensions (L x W x H)	8.20 x 7.30 x 2.62 cm (3.23 x 2.87 x 1.03 in.)
Note	For some of rack mount products, please note that the standard physical dimensions of WxDxH are expressed using a LxWxH format.

Diagram

