

CV211

Laptop USB KVM Console Crash Cart Adapter



ATEN's CV211 is a laptop USB KVM console adapter designed specifically for frustrated mobile IT managers. It is the perfect crash cart replacement that turns your laptop into a KVM console combining the functionality of a wormhole switch, capture box, external DVD-ROM, keyboard, mouse and monitor all in one compact and convenient unit. You are free to quickly and professionally diagnose and troubleshoot servers, ATMs or PoS systems with ease.

[REQUEST A TRIAL NOW!](#)

AN ALL-IN-ONE CRASH CART ADAPTER



BENEFITS AT A GLANCE



Easy to Carry

Pocket size and only
125g



BIOS Level Access

Troubleshoot problems
on hardware or OS level



Plug-n-play

No software
installation required



Video Recording & Image Capture

Save a record of remote
operations for future
tracking/training and
troubleshooting



File Transfer

Bi-directional file transfers
between the laptop and target
computer

Contact Us

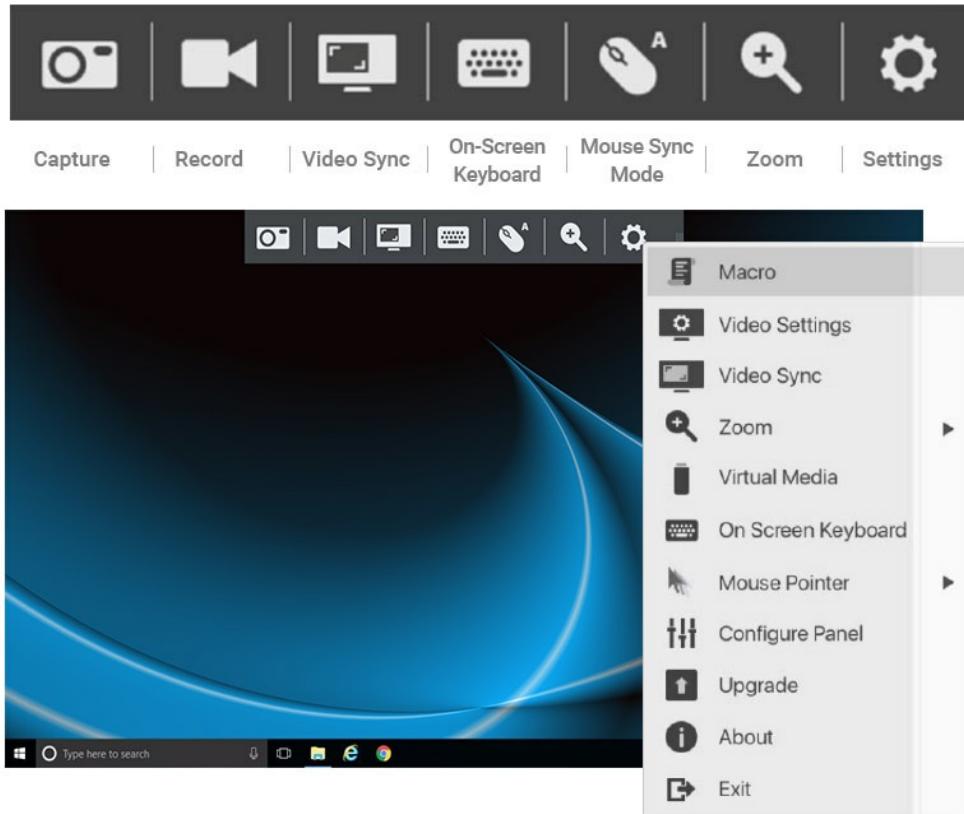
Get a quote for this product or get in touch with our sales experts

[Get Quote](#)

[Contact Sales](#)

CONTROL INTERFACE

More functions are available on an easy-to-use toolbar located within the remote view window.



WHAT PEOPLE ARE SAYING

“



“Using the CV211, you can determine the status of the host within five minutes. This not only shortens working hours but also greatly increases our overall effectiveness.”

– Mr. Lin, Server Maintenance IT Engineer

“Using the CV211, one of our branch assistants can connect to the server so we can troubleshoot remotely from the Taipei office, meaning no one has to take a special trip. This saves us time, manpower and costs.”



– Mr. Wang, MIS, Large Corporation



”

Talk to Our Experts

If you prefer to have ATEN contact you, please complete the form and a representative will be in touch with you shortly

First Name *	
Last Name *	
- Country *	
Company *	
Email *	
Phone Number	
- Customer Type *	
Job Title *	

The CV211 Laptop USB KVM Console Crash Cart Adapter provides a direct Laptop-to-Computer connection to servers, computers, kiosks and ATMs. Recommended for on-the-go IT professionals, the CV211 eliminates the need for heavy [crash carts](#) while offering BIOS-level access, bi-directional file transfers, hotkey macros, video recording and screenshots through a USB 2.0 and VGA composite cable.



The innovative [virtual media](#) function provides file applications, OS patching, diagnostic testing and software installations through the CV211's intuitive graphical user interface (GUI) which provides easy operation and fast remote access. The GUI console window can be adjusted to the exact size and resolution of the remote computer's desktop by resizing the pane automatically, or you can manually adjust the window size as you see fit. This allows you to view the target computer's entire desktop without needing to use a scroll bar.

In addition, the unique cable clip design is utilized for easy tidying of disorganized cables while the CV211 is being used and transported. The CV211 is the perfect crash cart replacement to troubleshoot systems that are difficult to reach or where internet access is not available or permitted.


Pocket Size

Plug-n-Play

Hotkey Macros

File Transfers

Video Recording

Cable Clip

Features

- **USB Console Adapter Provides Direct Laptop-to-Computer Desktop Access**
 - Transforms your laptop into an ultra mobile console for servers, computers, kiosks and ATMs
 - Virtual media enables file applications, OS patching, diagnostic testing and software installation
 - Upgradable firmware to keep unit up to date
 - Eliminates the need for heavy and bulky [crash carts](#)
 - Desktop scaling – user can adjust the size/resolution of the Remote desktop window by size or ratio
 - Supports Windows, Linux, and Mac laptops*
 - No operating system limitations on servers/computers connected to the CV211
- * Mac laptops are supported by CV211 firmware v1.0.076 or higher; macOS are only supported by CV211 with macOS 10.15.7 or earlier
- **Server and Computer Troubleshooting**
 - Instant BIOS-level access gets you total control of a server during hardware and operating system failures
 - Bi-directional file transfers between the laptop and target computer
 - Video recording and image capture feature saves a record of remote operations for future training and troubleshooting
 - Mouse DynaSync™ – automatically synchronizes the laptop and target computer's mouse movements
 - On-screen keyboard with multi-language support
 - Supports hotkey macros – define keystrokes that execute specific actions on the target computer to complete tasks efficiently and accurately
- **Ease of Use**
 - Plug-and-Play – no software installation required on either side
 - Toolbar helps users easily operate all the functions from a single-click control panel within the remote view window
 - Adjustable video settings for optimal picture and performance
 - USB bus-powered design with hot-plugging support
- **Maximum Convenience**
 - Built-in VGA and USB keyboard/mouse cables
 - Unique cable clip design to get cables under control
 - Supports [analogue](#) video resolutions up to 1920 x 1200 @ 60 Hz
 - Compact and easy to carry – half-palm size

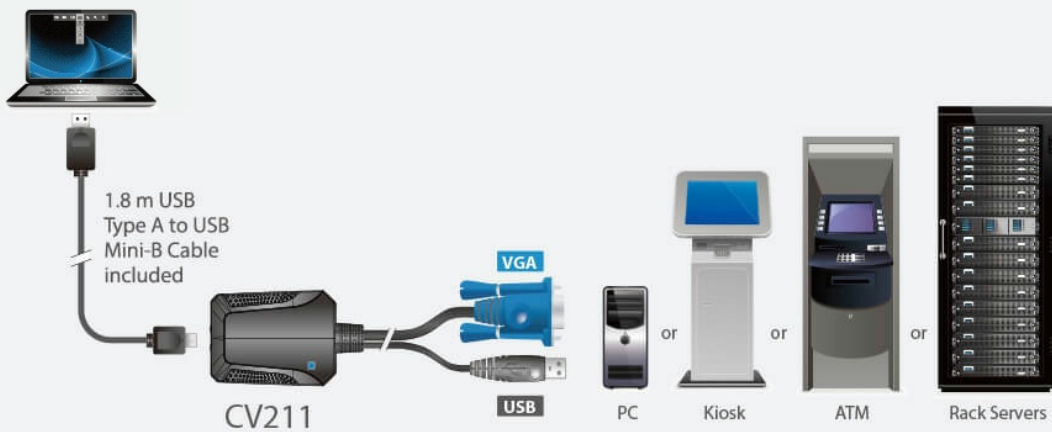
Specifications

Computer Connections	1
Connectors	
Laptop USB Console (LUC) Port	1 x USB Mini Type B Female
KVM (Computer) Ports	1 x USB Type A Male 1 x VGA Male (Blue)
LEDs	1 (Blue)
Power Consumption	DC5V:2.35W:11BTU/h Note: <ul style="list-style-type: none"> • The measurement in Watts indicates the typical power consumption of the device with no external loading. • The measurement in BTU/h indicates the power consumption of the device when it is fully loaded.
Environmental	
Operating Temperature	0 - 40°C
Storage Temperature	-20 - 60°C
Humidity	0 - 80% RH, Non-condensing
Physical Properties	
Housing	Plastic
Weight	0.13 kg (0.29 lb)
Dimensions (L x W x H)	7.05 x 5.37 x 3.01 cm (2.78 x 2.11 x 1.19 in.)
Note	For some of rack mount products, please note that the standard physical dimensions of WxDxH are expressed using a LxWxH format.

Diagram

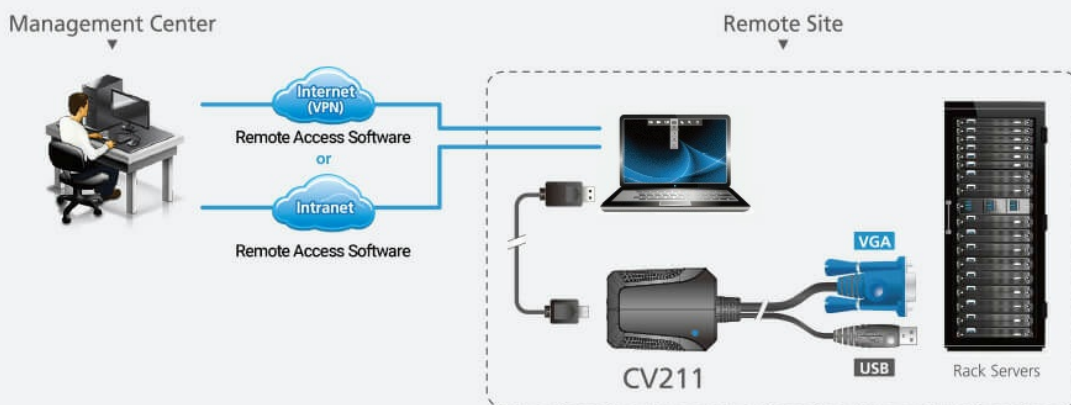
Local Usage

Connect CV211 directly to the target server/system from your laptop and troubleshoot with ease.



Remote usage

Connect CV211 to the target server from your laptop to collaborate with remote colleagues, or allow troubleshooting by remote engineers via remote access software.



ATEN International Co., Ltd.

3F., No.125, Sec. 2, Datong Rd., Sijhih District., New Taipei City 221, Taiwan
 Phone: 886-2-8692-6789 Fax: 886-2-8692-6767
 www.aten.com E-mail: marketing@aten.com



© Copyright 2015 ATEN® International Co., Ltd.
 ATEN and the ATEN logo are trademarks of ATEN International Co., Ltd.
 All rights reserved. All other trademarks are the property of their respective owners.