

## VR610

Room Booking System - infoPlayer



# Your Connected Hub for Real-Time Information

Room Status • Wayfinding • Dynamic Signage

VR610  
infoPlayer



Video Clarity



Dual CPUs



Instant Room  
Status Overview



Wayfinding  
Map



Room  
Search/Booking



Engaging  
Multimedia



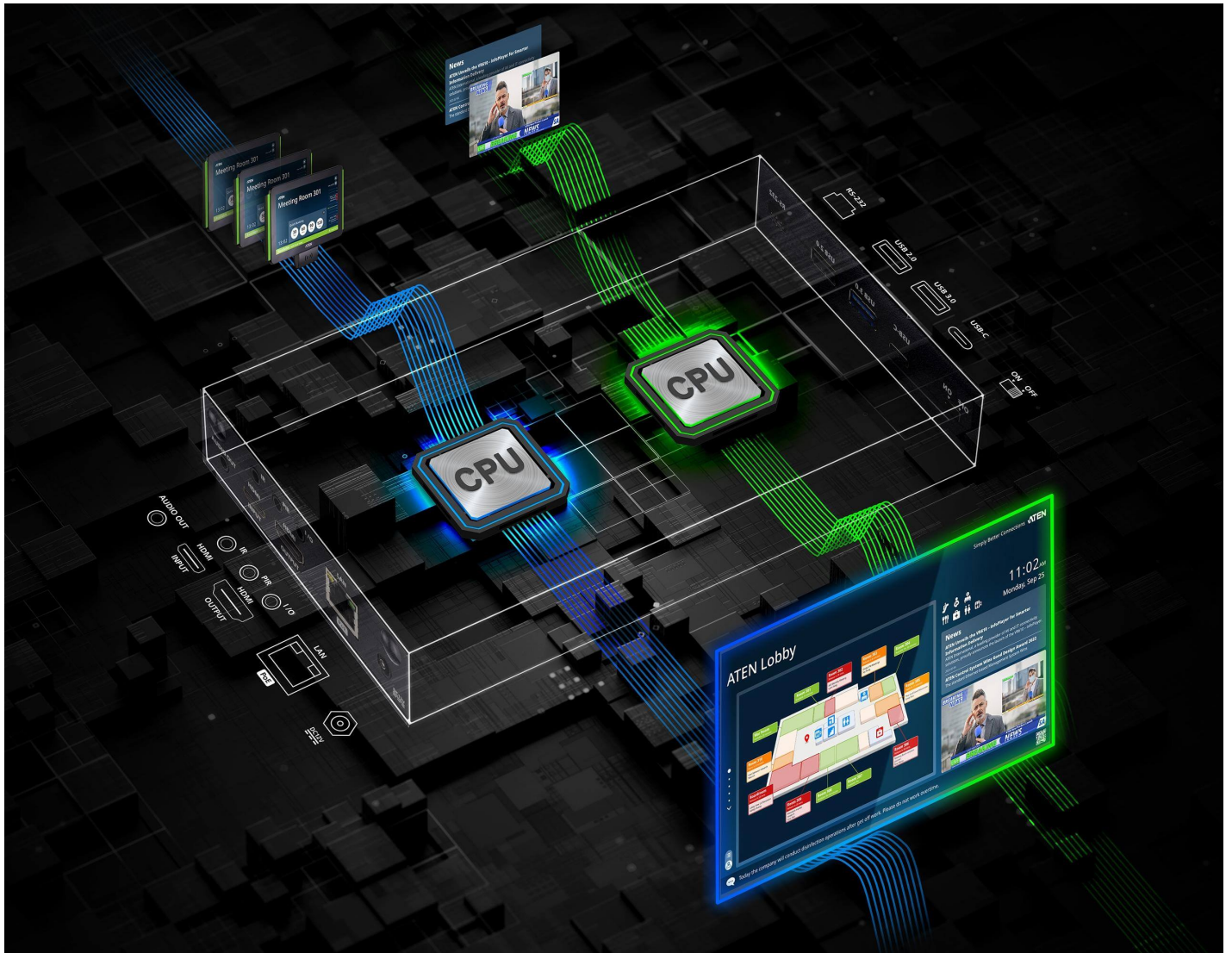
Customizable  
Design

The VR610 infoPlayer is an innovative wayfinding and interactive directory solution designed to enhance navigation and information sharing for any kinds of corporate and campus spaces. This versatile solution, working perfectly with [VK430](#) RBS Panels, displays real-time details about room availability, status, and location, offering users both an organized list and a dynamic map view for easy navigation. Fully integrated into the Room Booking System, the VR610 makes the room booking process more engaging and intuitive. By combining vibrant multimedia content with user-friendly features, it transforms how users interact with their environment, creating an immersive and enjoyable experience while efficiently guiding them to their destination.

## Optimized Hardware

## Empowering Room Booking Management with Robust Hardware Performance

Built with dual CPUs, the VR610 offers plug-n-play compatibility with any HDMI-enabled display to provide real-time room status updates and dynamic 4K multimedia content, seamlessly syncing with room booking system panels. It can be powered directly through the network connection (Power over Ethernet), while supporting fast USB 3.0 data transmission, intuitive touchscreen interaction, and up-to-date multimedia content.



## Real-Time Room Availability





#### Explore and Navigate with Map View

A detailed floor map visualizes the location of each room, assisting users in confidently navigating to their destinations. With clear facility markers, you can easily identify the amenities available on the floor.

#### Check Room Availability with List View

Access a clear list overview of room availability and activity in real time. Quickly identify free spaces for instant meetings and stay informed about current and upcoming meetings, enabling you to enhance collaboration and streamline operations with ease.



### One-Tap Room Booking

With the VR610 integrated into the ATEN Room Booking System, reserving a room is just one tap away. Use intuitive color coding to find available rooms via the list or map view, then tap the touchscreen to book instantly for immediate use.

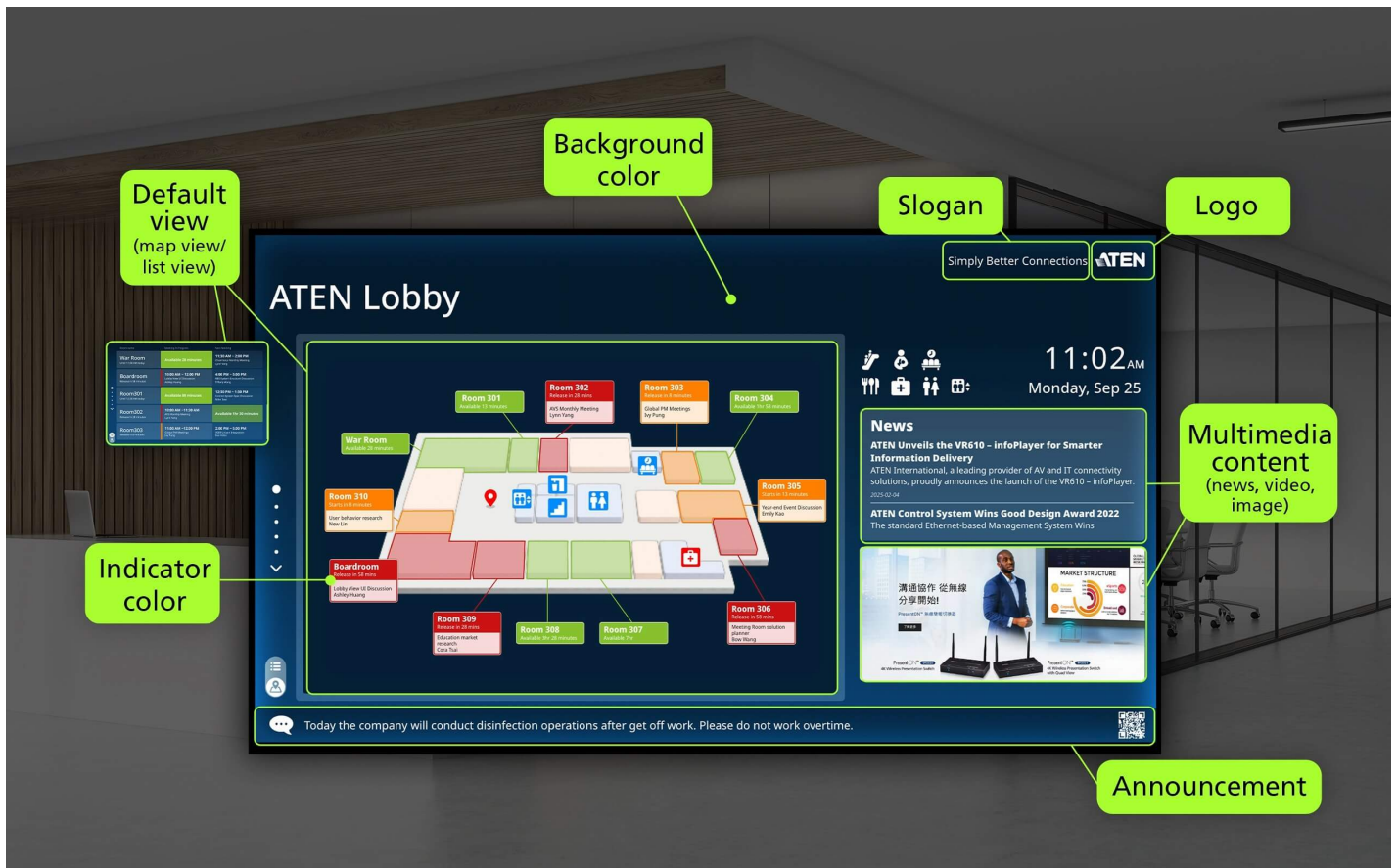
## Customizable Multimedia Content

### Broadcasting Dynamic Content via Multiple Sources

Effortlessly promote organizational culture and foster stronger connections by showcasing dynamic content – such as videos, images, text, and web pages – all of which can be easily set up via the [RBS Configurator](#), with three content source options: HDMI IN, USB, or directly from the [RBS Configurator](#) software.

### Delivering Consistent Branding Messages

To promote and cultivate a stronger corporate culture, you can also enhance wayfinding and room booking interactions with branding or corporate elements by adding a company logo, defining background or indicator colors, posting an announcement, etc.



## Applications

### Optimize Corporate and Campus Space

The VR610 provides effortless overview and control of up to 25, 100, or even more rooms, making it ideal for organizations where efficient room resource management is essential.



## Campus



## Corporate



Talk to Our Experts

If you prefer to have ATEN contact you, please complete the form and a representative will be in touch with you shortly

First Name \*

Last Name \*

- Country \*

Company \*

Email \*

Phone Number

- Customer Type \*

Job Title \*



## Features

As a new addition to ATEN Room Booking System (RBS) portfolio, the VR610 RBS infoPlayer works with [RBS Configurator](#) the centralized configuration tool and the RBS panels to show real-time meeting room occupation status and the organization's important news/announcements in an overview. Room availability can be presented in List View, which displays reservation details in an easy-to-read list format, or in Map View, which visualizes the location of each room to help users navigate through the spaces quickly. Connecting the VR610 to the PIR sensor included in the packaging enables human presence detection so the multimedia content on-screen will be enlarged for better visibility for those passing by.

With the VR610, enhancing brand identity is made effortlessly easy. Administrators can customize and manage the displayed content, including logos, text, images, videos, screen layouts, and RSS widget either through [RBS Configurator](#) or from afar via VR610's HDMI-in signals. USB peripheral connection is enabled with the builtin USB-C and USB Type-A ports, providing touchscreen functionality for users to swipe and tap to check the status of each room in details and instantly make reservation.

The dual CPUs the VR610 contains have made it powerful enough to execute multiple tasks simultaneously, such as inter-communicating with the [RBS Configurator](#) and RBS Panels it connects to, displaying room booking status in real-time while distributing multimedia sources. The VR610 also supports Power over Ethernet (PoE), that is, the device receives power and data over an Ethernet cable, reducing cost and cabling. Plus, the detachable bracket the VR610 comes with guarantees flexible mounting to the back of a monitor. The HDMI out port supports up to 4K crystal-clear clarity to give a vivid, unambiguous view of the content.

With such a professional, yet user-friendly way of maximizing space efficiency, delivering information, and enhancing brand awareness, the VR610 RBS infoPlayer is ideal for entrances, elevator lobbies, or any other reception areas in all enterprise organizations, educational institutions, conference centers, and hospitality venues.

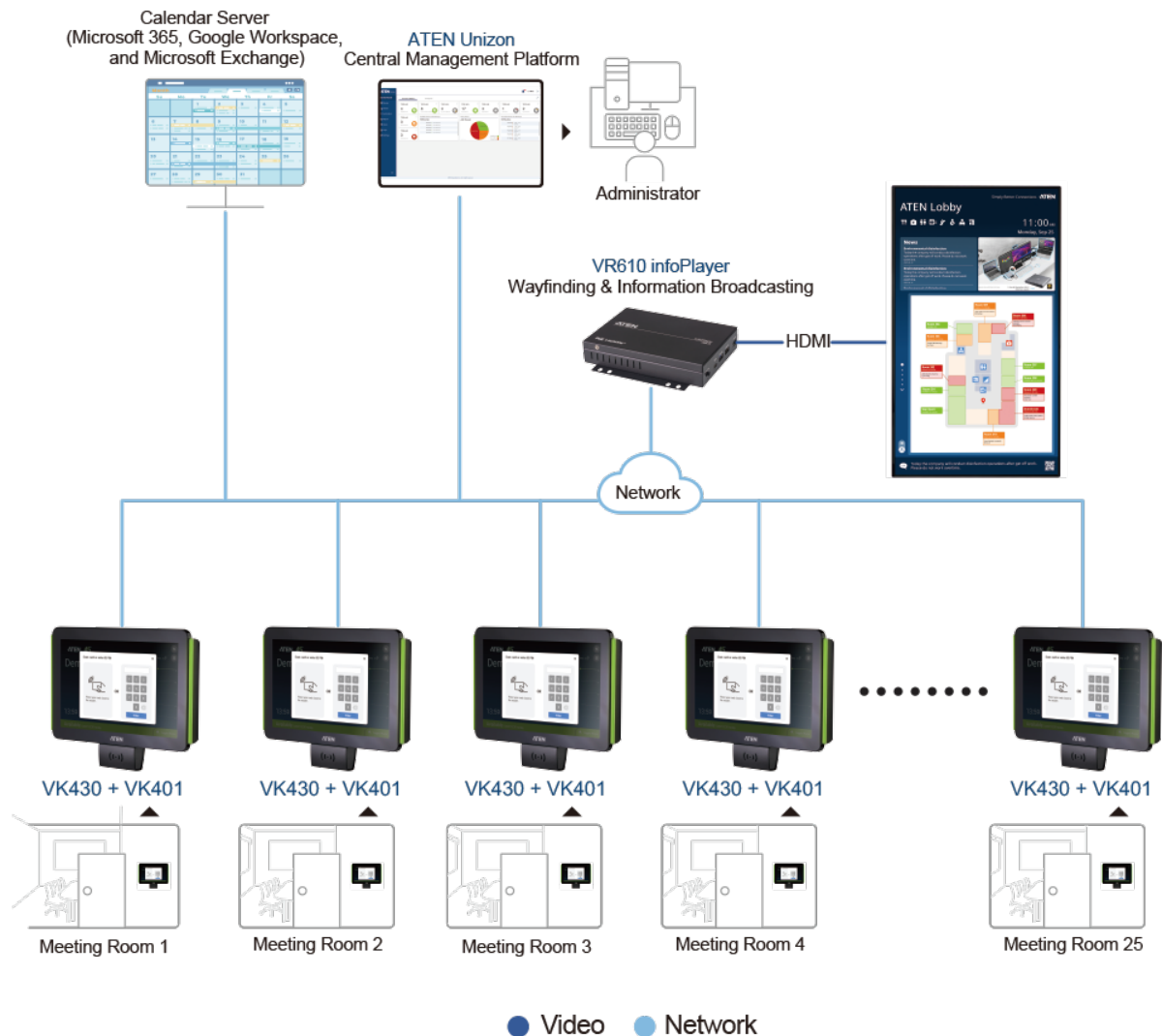
- Connects to RBS panels to show room availability and the organization's news/announcements in an overview in real-time on a display connected to VR610 via HDMI
- Displays room booking status in two formats:
  - List View: displays reservation details in an easy-to-read list
  - Map View: visualizes the location of each room to help users navigate through the spaces easily
- Content displayed (logos, text, images, videos, web pages, screen layouts, and RSS widget) customizable via [RBS Configurator](#) or remotely via VR610's HDMI-in signals
- Spotlight Mode – enlarges widget content for clearer information display while keeping the room usage status visible on the side
- Built-in USB-C and USB Type-A ports support touchscreen functionality – allows reservation status checking and instant room booking on the screen
- Powerful dual-CPU – performs multiple tasks simultaneously, including inter-communication with [RBS Configurator](#) and RBS Panels and displaying room booking status and multimedia sources
- 4K crystal-clear clarity – gives a vivid, unambiguous view of the content
- Power over Ethernet (PoE) – VR610 receives power and data via an Ethernet cable
- Detachable bracket guarantees flexible mounting to the back of a monitor
- Remote access and control available via Unizon Viewer for easy management from the front-desk staff

## Specifications

Processor	Dual CPU
Memory	
SDRAM	4GB
Flash	16GB
Interfaces	
Video In	1 x Mini HDMI Female; Support up to 1080P@60Hz
Video Output	1 x Standard HDMI Female; Support up to 4K@60Hz
I/O	1 x Mini Stereo Jack Female (PIR sensor)
Ethernet	1 x RJ-45 Female, 10 / 100 / 1000 BaseT
USB	1 x USB 2.0 Type-A 1 x USB 3.0 Type-A 1 x USB Type-C
Power Inputs	
Power over Ethernet (PoE)	802.3 at PoE+
Power Consumption	DC12V:18.04W:61.5BTU/h POE:20.3W:69.27BTU/h  Note: ● The measurement in Watts indicates the typical power consumption of the device with no external loading. ● The measurement in BTU/h indicates the power consumption of the device when it is fully loaded.
Environmental	
Operating Temperature	0 – 40°C
Storage Temperature	–20 – 60°C
Humidity	10 - 85% RH, Non-Condensing
Physical Properties	
Housing	Metal
Weight	0.50 kg ( 1.1 lb )
Dimensions (L x W x H)	15.31 x 13.34 x 3.06 cm (6.03 x 5.25 x 1.2 in.)
Note	For some of rack mount products, please note that the standard physical dimensions of WxDxH are expressed using a LxWxH format.



Diagram



**ATEN International Co., Ltd.**

3F., No.125, Sec. 2, Datong Rd., Sijhih District., New Taipei City 221, Taiwan  
 Phone: 886-2-8692-6789 Fax: 886-2-8692-6767  
 www.aten.com E-mail: marketing@aten.com



© Copyright 2015 ATEN® International Co., Ltd.  
 ATEN and the ATEN logo are trademarks of ATEN International Co., Ltd.  
 All rights reserved. All other trademarks are the property of their  
 respective owners.